

# SPEAR<sup>®</sup> LEP insecticide tank mixing instructions.

1



## Read labels

Always read labels and **follow label instructions** carefully.


2



## Shake liquids

Shake all liquid containers before adding to the mix tank to **ensure thorough mixing**.


3



## Water

Fill tank 2/3 full of water **before adding any pesticides**. Do not add SPEAR LEP to the mix tank before introducing the desired amount of water.


4



## Agitate

Start **mechanical/hydraulic agitation** before adding SPEAR LEP.

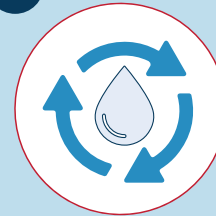
5



## Mixing order

1. Powder/dry products
2. Non-EC liquid products (SPEAR LEP)
3. Emulsifiable concentrates (EC)
4. Measure pH - **Adjust the spray solution to pH 5-7 as needed**
5. Adjuvants and surfactants. Always use adjuvant and/or surfactant to improve spray coverage.

6



## Circulate

**Maintain circulation** while loading and spraying solution.

7



## Apply

**Apply 2.3 L SPEAR LEP per ha** with a low label rate of a Bt-product to control lepidopteran larvae. Check the label or **contact a sales representative** for the suggested application interval.

